

WyMon – Energy Management Solution

Grid		Gen		Load...
Energy:	Cost:	Energy:	Cost:	
869.5 kWh	3912.75 Rs	21 kWh	94.5 Rs	2.52 kW

DEMAND MANAGEMENT

Generate trends on demand. Set thresholds to avoid penalties. Prioritize by monitoring demand. Switch off load based on set thresholds

GENERATOR MANAGEMENT

Perform maintenance based on running hours. Study load patterns across DG's and trends on running cost

ENERGY ACCOUNTING

Analysis of energy patterns and apportioning of costs. Automated reporting.

REMOTE MONITORING

Monitor one or more locations remotely and in real time

Wysine provides solutions in the areas of energy management, video surveillance and facilities management. Through a combination of Wysine's solutions and partner products, Wysine provides a comprehensive solution to an enterprise or home.

What is energy management...

Energy management is the process of monitoring, controlling and conserving energy in a building or organization. The process of energy management comprises of:

- Metering and energy data collection
- Analysis of the data collected
- Auditing based on the data and identifying opportunities for energy saving
- Implementing the energy saving procedures and tracking the progress

Why manage energy...

An organization or building should look at energy management solutions in order to:

- Track and apportion energy costs
- Reduce costs by identifying opportunities to save energy
- Reduce carbon emissions
- Manage risk by making energy needs more predictable
- Enable preventive maintenance
- Participate in the global need to save energy

How can energy management be done...

WyMon, Wysine's energy management solution, through a combination of hardware and software tools enables real-time monitoring of energy consumption. The data collected is used to perform detailed analysis and generate dashboards. WyMon can also be used to manage load and to take action if the load exceeds pre-set thresholds.

METRICS

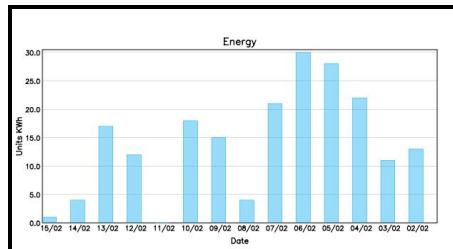
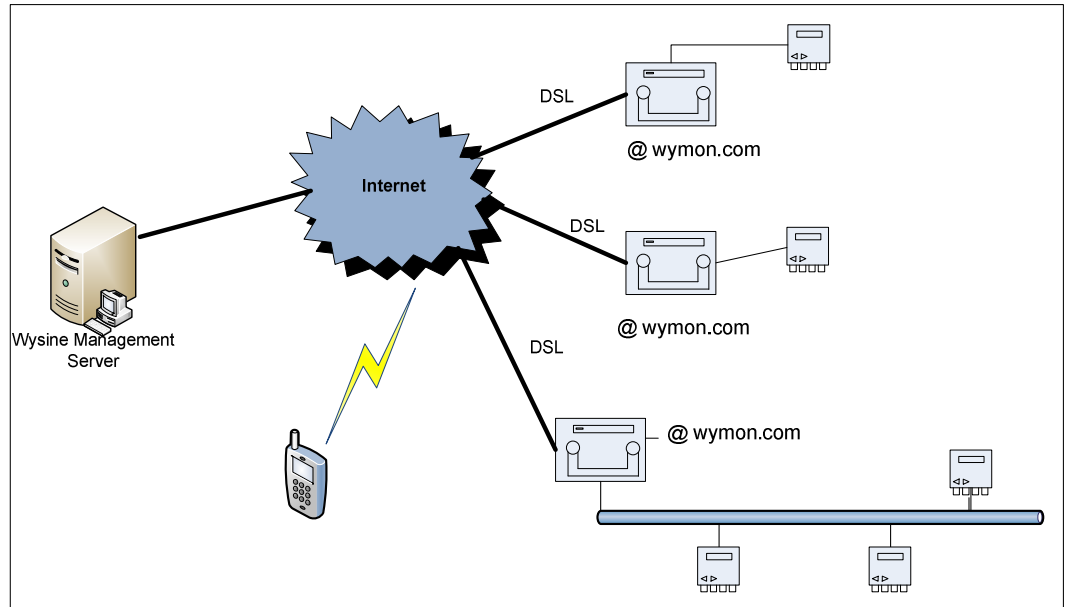
Break up total consumption date-wise or department wise.
Monitor peak and demand anomalies.

PRINTABLE REPORTS

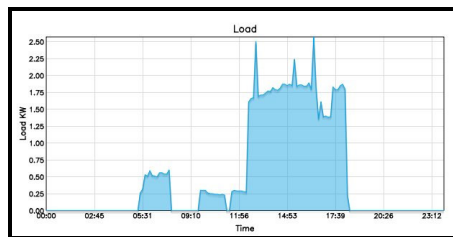
Generate printable reports with user customizable columns

ALERTS

Configure to receive real time alerts on demand over email or to your mobile phone



Trend across days, weeks or months



Monitor load usage



Monitor PF

KEY FEATURES :

- Real time energy monitoring and management
- Server architecture allows remote access to energy data and analytics
- Works over static or dynamic IP configuration
- Connects with multiple energy meters and consolidates consumption data
- Email alerts upon violation of configured thresholds
- Generate reports for single or multiple energy meters over a user definable period
- Tariff for individual meters is configurable to enable different cost structures
- Can be interfaced with a demand manager

For more information on our energy monitoring and management solutions please visit us on the Web at:
www.wysine.com

SERVICES AVAILABLE

Energy management
Video Surveillance
Facility management systems

WysineTechnologies

9, Bhagirathiammal street, R. A. Puram, Chennai 600 028
P: +91 44 4306 0773 E: info@wysine.com